

ENVIRONMENTAL PRODUCT DECLARATION

in accordance with ISO 14025, ISO 21930 and EN 15804

Owner of the declaration:	Pretec Norge AS
Program operator:	The Norwegian EPD Foundation
Publisher:	The Norwegian EPD Foundation
Declaration number:	NEPD-2725-1422-EN
Registration number:	NEPD-2725-1422-EN
ECO Platform reference number:	-
Issue date:	12.03.2021
Valid to:	12.03.2026

NC bolt M20 Pc-Coat®

Pretec Norge AS



www.epd-norge.no



General information

Product:

NC bolt M20 Pc-Coat®

Program operator:

The Norwegian EPD Foundation
Pb. 5250 Majorstuen, 0303 Oslo
Phone: +47 23 08 80 00
e-mail: post@epd-norge.no

Declaration number:

NEPD-2725-1422-EN

ECO Platform reference number:

This declaration is based on Product Category Rules:

CEN Standard EN 15804:2012+A1:2013 serves as core PCR
NPCR 013:2019 Part B for Steel and aluminium construction products

Statement of liability:

The owner of the declaration shall be liable for the underlying information and evidence. EPD Norway shall not be liable with respect to manufacturer information, life cycle assessment data and evidences.

Declared unit:

1 kg NC bolt M20 Pc-Coat®

Declared unit with option:

A1,A2,A3,A4,C1,C2,C3,C4,D

Functional unit:

1kg of NC bolt M20x3000 including expansion shell and spherical plate

General information on verification of EPD from EPD tools:

Independent verification of data, other environmental information and the declaration according to ISO 14025:2010, § 8.1.3 and § 8.1.4. Individual third party verification of each EPD is not required when the EPD tool is i) integrated into the company's environmental management system, ii) the procedures for use of the EPD tool are approved by EPDNorway, and iii) the process is reviewed annually. See Appendix G of EPD-Norway's General Programme Instructions for further information on EPD tools.

Verification of EPD tool:

Independent third party verification of the EPD tool, background data and test-EPD in accordance with EPDNorway's procedures and guidelines for verification and approval of EPD tools.

Fredrik Moltu Johnsen, Norsus AS

(no signature required)

Owner of the declaration:

Pretec Norge AS
Contact person: Fredrik Eggertsen
Phone: (+47) 69 10 24 60
e-mail: post@pretec.no

Manufacturer:

Pretec Norge AS
Kampenesmosen 3, 1739 Borgenhaugen
Norway

Place of production:

Pretec China
1-1 1-1 Danmei Road, Haining City, Zhejiang Province
China

Management system:

ISO 14001 and ISO 9001, AAA Certification AB, sert no 794 - EN 1090-1, AAA Certification AB, sert no 2296

Organisation no:

NO 980 429 245 MVA

Issue date:

12.03.2021

Valid to:

12.03.2026

Year of study:

2020

Comparability:

EPD of construction products may not be comparable if they not comply with EN 15804 and seen in a building context.

Development and verification of EPD:

The declaration has been developed and verified using EPD tool lca.tools ver EPD2020.11, developed by LCA.no AS. The EPD tool is integrated into the company's environmental management system, and has been approved by EPD-Norway

Developer of EPD:

Lars Rune Aasberg

Reviewer of company-specific input data and EPD:

Fredrik Eggertsen

Approved:

Sign



Håkon Hauan, CEO EPD-Norge

Product

Product description:

NC-Bolt is a combination bolt/rock support bolt. The bolt is used with an expansion shell for immediate work safety support. The bolt is subsequently grouted for permanent anchoring.

Product specification

Pc-Coat® duplex coating. Provides optimum corrosion protection for steel using three different processes

- Hot-dip galvanizing
- Zinc-manganese phosphating
- Powder coating

CE marked according to NS EN 1090-1. Type approved in Norway by Statens Vegvesen and Banenor.

Materials	kg	%
Steel	0,91	91,05
Plastic - Polypropylene (PP)	0,04	4,40
Powder coating	0,02	1,69
Zinc	0,03	2,87
Total:	1,00	

Technical data:

Material: HRB500E acc GB/R 1499.2
 Rebar Ø20mm Thread length: 2xM20x150mm (cold rolled thread).
 weight: 2,47 kg/m (rebar only) Tension area 245/314 mm² (thread/stem),
 Yield Strength: (ReH) 500 N/mm² Tensile Strength: (Rm) 600 N/mm²
 Ductility, AGT min 8 %

Market:

worldwide

Reference service life, product

120 years

Reference service life, building

LCA: Calculation rules

Declared unit:

1 kg NC bolt M20 Pc-Coat®

Cut-off criteria:

All major raw materials and all the essential energy is included. The production processes for raw materials and energy flows with very small amounts (less than 1%) are not included. These cut-off criteria do not apply for hazardous materials and substances.

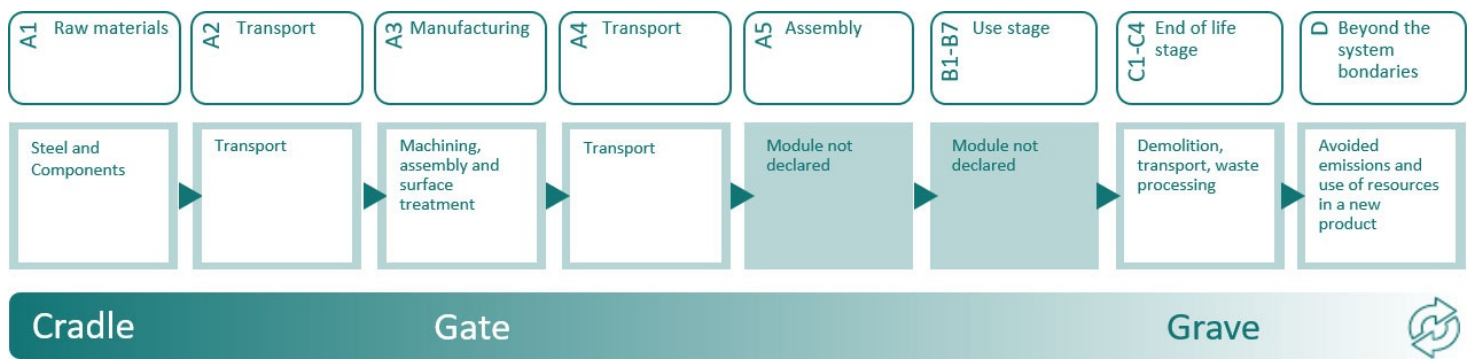
Data quality:

Specific data for the product composition are provided by the manufacturer. They represent the production of the declared product and were collected for EPD development in the year of study. Background data is based on registered EPDs according to EN 15804, Ostfold Research databases, ecoinvent and other LCA databases. The data quality of the raw materials in A1 is presented in the table below.

Materials	Source	Data quality	Year
Plastic - Polypropylene (PP)	ecoinvent 3.4	Database	2015
Powder coating	ecoinvent 3.5	Database	2018
Zinc	ecoinvent 3.5	Database	2018
Steel	ecoinvent 3.6 Cutoff	Database	2019
Steel	ecoinvent 3.6 Cutoff	Database	2019

System boundary:

This EPD is a "cradle-to-gate with options" EPD. The system boundary for this LCA report is from A1 to A4, C1-C4 and D



Additional technical information:

Bolts are delivered with pre-assembled expansion shells and packages are suited for stacking to optimize logistics.

LCA: Scenarios and additional technical information

The following information describe the scenarios in the different modules of the EPD.

Module C "End of life stage" is a generic scenario for decommissioning of construction. Subject to project specific conditions. Grade of recycling for different steel grades is based on statistics obtained from Norsk Stålförbund.

Transport from production place to user (A4)

Type	Capacity utilisation (incl. return) %	Type of vehicle	Distance km	Fuel/Energy consumption	Unit	Value (l/t)
Truck	55,0 %	Truck, lorry over 32 tonnes, EURO 6	300	0,022606	l/tkm	6,78
Railway					l/tkm	
Boat	65,0 %	Ship, Freighter, Transoceanic	20315	0,002976	l/tkm	60,46
Other Transportation					l/tkm	

End of Life (C1, C3, C4)

	Unit	Value
Hazardous waste disposed	kg	
Collected as mixed construction waste	kg	
Reuse	kg	
Recycling	kg	0,7220
Energy recovery	kg	
To landfill	kg	0,2325

Transport to waste processing (C2)

Type	Capacity utilisation (incl. return) %	Type of vehicle	Distance km	Fuel/Energy consumption	Unit	Value (l/t)
Truck	55,0 %	Truck, lorry over 32 tonnes, EURO 6	300	0,022606	l/tkm	6,78
Railway					l/tkm	
Boat					l/tkm	
Other Transportation					l/tkm	

..

Benefits and loads beyond the system boundaries (D)

	Unit	Value
Substitution of primary reinforcing steel, with net scrap steel (kg)	kg	0,57

LCA: Results

The LCA results are presented below for the declared unit defined on page 2 of the EPD document.

System boundaries (X=included, MND=module not declared, MNR=module not relevant)

Product stage				Construction installation stage		User stage						End of life stage				Beyond the system boundaries
Raw materials	Transport	Manufacturing	Transport	Assembly	Use	Maintenance	Repair	Replacement	Refurbishment	Operational energy use	Operational water use	De-construction demolition	Transport	Waste processing	Disposal	Reuse-Recovery-Recycling-potential
A1	A2	A3	A4	A5	B1	B2	B3	B4	B5	B6	B7	C1	C2	C3	C4	D
X	X	X	X	MND	MND	MND	MND	MND	MND	MND	MND	X	X	X	X	X

Environmental impact

Parameter	Unit	A1-A3	A4	C1	C2	C3	C4	D
GWP	kg CO ₂ -eq	2,77E+00	2,71E-01	5,67E-02	2,48E-02	1,37E-02	1,20E-03	-9,57E-01
ODP	kg CFC11 -eq	1,51E-07	4,85E-08	9,82E-09	5,10E-09	1,07E-09	4,01E-10	-3,95E-08
POCP	kg C ₂ H ₄ -eq	1,43E-03	1,63E-04	9,50E-06	3,88E-06	2,13E-06	3,68E-07	-6,68E-04
AP	kg SO ₂ -eq	1,29E-02	4,97E-03	4,30E-04	6,41E-05	4,03E-05	8,79E-06	-4,27E-03
EP	kg PO ₄ ³⁻ -eq	1,73E-03	4,42E-04	9,36E-05	8,84E-06	6,64E-06	1,55E-06	-1,42E-03
ADPM	kg Sb -eq	1,95E-04	1,21E-07	2,45E-10	5,91E-08	3,92E-08	2,30E-11	-1,85E-05
ADPE	MJ	2,85E+01	3,80E+00	7,84E-01	4,08E-01	1,56E-01	3,39E-02	-9,00E+00

GWP Global warming potential; ODP Depletion potential of the stratospheric ozone layer; POCP Formation potential of tropospheric photochemical oxidants; AP Acidification potential of land and water; EP Eutrophication potential; ADPM Abiotic depletion potential for non fossil resources; ADPE Abiotic depletion potential for fossil resources

"Reading example: 9,0 E-03 = 9,0*10⁻³ = 0,009"

*INA Indicator Not Assessed

Resource use

Parameter	Unit	A1-A3	A4	C1	C2	C3	C4	D
RPEE	MJ	2,59E+00	8,64E-02	4,27E-03	7,41E-03	1,80E-02	2,77E-04	-8,11E-01
RPEM	MJ	0,00E+00	0,00E+00	0,00E+00	0,00E+00	0,00E+00	0,00E+00	0,00E+00
TPE	MJ	2,59E+00	8,64E-02	4,27E-03	7,41E-03	1,80E-02	2,77E-04	-8,11E-01
NRPE	MJ	3,08E+01	3,96E+00	7,91E-01	4,20E-01	1,70E-01	3,44E-02	-8,54E+00
NRPM	MJ	1,75E+00	0,00E+00	0,00E+00	0,00E+00	0,00E+00	0,00E+00	0,00E+00
TRPE	MJ	3,25E+01	3,96E+00	7,91E-01	4,20E-01	1,70E-01	3,44E-02	-8,54E+00
SM	kg	1,06E-01	0,00E+00	0,00E+00	0,00E+00	0,00E+00	0,00E+00	0,00E+00
RSF	MJ	0,00E+00	0,00E+00	0,00E+00	0,00E+00	0,00E+00	0,00E+00	0,00E+00
NRSF	MJ	0,00E+00	0,00E+00	0,00E+00	0,00E+00	0,00E+00	0,00E+00	0,00E+00
W	m ³	2,79E-02	6,00E-04	6,80E-05	9,95E-05	3,92E-05	3,72E-05	-5,85E-03

RPEE Renewable primary energy resources used as energy carrier; RPEM Renewable primary energy resources used as raw materials; TPE Total use of renewable primary energy resources; NRPE Non renewable primary energy resources used as energy carrier; NRPM Non renewable primary energy resources used as materials; TRPE Total use of non renewable primary energy resources; SM Use of secondary materials; RSF Use of renewable secondary fuels; NRSF Use of non renewable secondary fuels; W Use of net fresh water

"Reading example: 9,0 E-03 = $9,0 \cdot 10^{-3} = 0,009$ "

*INA Indicator Not Assessed

End of life - Waste

Parameter	Unit	A1-A3	A4	C1	C2	C3	C4	D
HW	kg	2,41E-04	2,75E-06	2,15E-06	2,24E-07	1,42E-07	5,11E-08	-8,29E-05
NHW	kg	3,62E+00	9,80E-02	3,56E-03	3,84E-02	1,02E-02	2,33E-01	-1,64E+00
RW	kg	INA*	INA*	INA*	INA*	INA*	INA*	INA*

HW Hazardous waste disposed; NHW Non hazardous waste disposed; RW Radioactive waste disposed

"Reading example: 9,0 E-03 = $9,0 \cdot 10^{-3} = 0,009$ "

*INA Indicator Not Assessed

End of life - Output flow

Parameter	Unit	A1-A3	A4	C1	C2	C3	C4	D
CR	kg	0,00E+00	0,00E+00	0,00E+00	0,00E+00	0,00E+00	0,00E+00	0,00E+00
MR	kg	0,00E+00	0,00E+00	0,00E+00	0,00E+00	7,17E-01	0,00E+00	0,00E+00
MER	kg	0,00E+00	0,00E+00	0,00E+00	0,00E+00	2,22E-03	0,00E+00	0,00E+00
EEE	MJ	INA*	INA*	INA*	INA*	INA*	INA*	INA*
ETE	MJ	INA*	INA*	INA*	INA*	INA*	INA*	INA*

CR Components for reuse; MR Materials for recycling; MER Materials for energy recovery; EEE Exported electric energy; ETE Exported thermal energy

"Reading example: 9,0 E-03 = $9,0 \cdot 10^{-3} = 0,009$ "

*INA Indicator Not Assessed

Additional Norwegian requirements

Greenhouse gas emissions from the use of electricity in the manufacturing phase

National production mix from import, low voltage (production of transmission lines, in addition to direct emissions and losses in grid) of applied electricity for the manufacturing process (A3).

Electricity mix	Data source	Amount	Unit
Pretec, El-mix China, Zhejiang (kWh)	ecoinvent 3.6 Cutoff	226,47	g CO2-ekv/kWh

Dangerous substances

The product contains no substances given by the REACH Candidate list or the Norwegian priority list.

Indoor environment

Bibliography

ISO 14025:2010 Environmental labels and declarations - Type III environmental declarations - Principles and procedures.

ISO 14044:2006 Environmental management - Life cycle assessment - Requirements and guidelines.

EN 15804:2012+A1:2013 Environmental product declaration - Core rules for the product category of construction products.

ISO 21930:2017 Sustainability in buildings and civil engineering works - Core rules for environmental product declarations of construction products.





ecoinvent v3, Allocation, cut-off by classification, Swiss Centre of Life Cycle Inventories.

Iversen et al., (2018) eEPD v3.0 - Background information for EPD generator system. LCA.no report number 04.18.

Vold et al., (2019) EPD generator for Norsk Stålforbund - Background information and LCA data, LCA.no report number 09.19.

NPCR Part A: Construction products and services. Ver. 1.0. April 2017, EPD-Norge.

NPCR 013 Part B for steel and aluminium construction products. Ver. 3.0 April 2019, EPD-Norge.

 <p>epd-norge.no The Norwegian EPD Foundation</p>	<p>Program operator and publisher The Norwegian EPD Foundation Post Box 5250 Majorstuen, 0303 Oslo, Norway</p>	<p>Phone: +47 23 08 80 00 e-mail: post@epd-norge.no web: www.epd-norge.no</p>
 <p>Let's connect</p>	<p>Owner of the declaration Pretec Norge AS Kampenesmosen 3, 1739 Borgenhaugen</p>	<p>Phone: (+47) 69 10 24 60 e-mail: post@pretec.no web: www.pretec.no</p>
	<p>Author of the Life Cycle Assessment LCA.no AS Dokka 1C, 1671 Kråkerøy</p>	<p>Phone: +47 916 50 916 e-mail: post@lca.no web: www.lca.no</p>
	<p>Developer of EPD generator LCA.no AS Dokka 1C, 1671 Kråkerøy</p>	<p>Phone: +47 916 50 916 e-mail: post@lca.no web: www.lca.no</p>